

FREEDOM PLAINS UNITED PRESBYTERIAN CHURCH

REGULAR OFFERING 2021 GIVING AND 2022 PLEDGE STATUS

(Based on actual giving as of 12/31/21 and pledges as of 1/23/22)

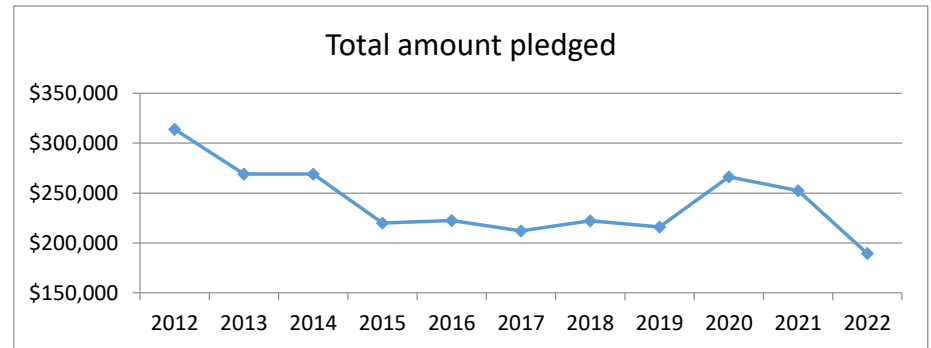
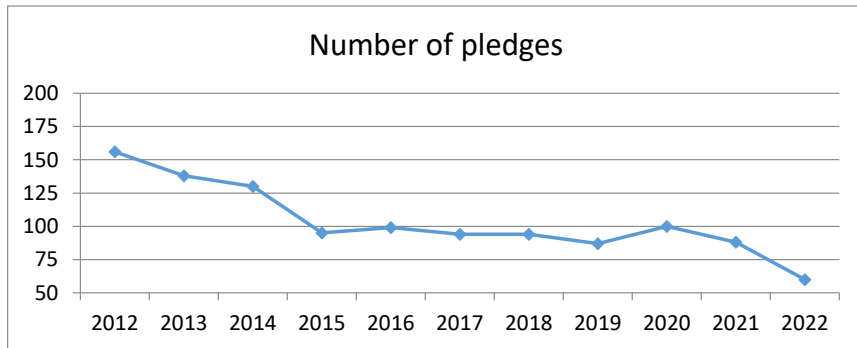
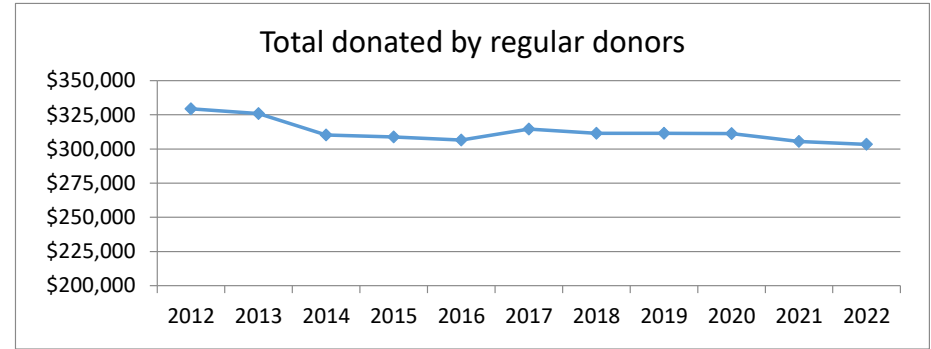
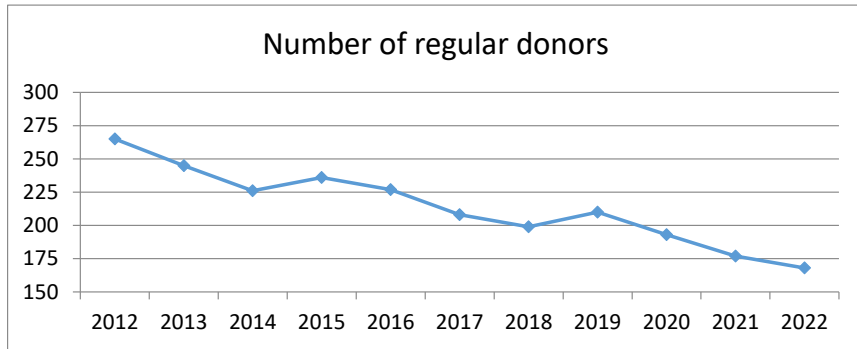
<u>2021</u>	<u>As of Annual</u> <u>Meeting</u>	<u>Full</u> <u>Year</u>
Number of pledges	82	100 (19 online)
Total amount pledged	\$244,411	\$266,164
Average pledge	\$2,981	\$2,868

<u>2022</u>			
Number of pledges to date			60 (13 online)
Total amount to date			\$189,344
Increases: 19, \$7,648	New: 0, \$0	Decreases: 5, -\$5,487	
Average pledge			\$3,156
Projected receipts on pledges			\$184,388
Projected non-pledged Regular Offerings			\$118,959
Total currently projected Regular Offerings			\$303,347
Estimated one-time offerings and prior year pledge payments			\$1,153
Estimated electronic donation processing fees			\$1,500
Amount budgeted for Regular Offerings			\$303,000

<u>Year-to-Year Giving Comparison</u>	<u>2020</u>	<u>2021</u>
Number of pledges	100	88
Originally projected receipts on pledges	\$256,494	\$244,466
Actual receipts on pledges	\$258,672	\$232,932
Originally projected non-pledged Regular Offerings	\$64,876	\$70,925
Actual non-pledged Regular Offerings	\$52,929	\$67,654
One-time offerings, prior year pledge	\$1,656 *	\$3,017 *
* - Included in non-pledged actual		
Total originally projected Regular Offering receipts	\$321,370	\$315,391
Total actual Regular Offering receipts	\$311,601	\$300,586
	(online)	\$99,657
	(cash/check/stock)	\$211,944

FREEDOM PLAINS UNITED PRESBYTERIAN CHURCH

REGULAR OFFERING PLEDGE / GIVING HISTORY



Year	2012	2013	2014	2015	2016	2017	2018	2019	2020	2021	2022
Pledges	156	138	130	95	99	94	94	87	100	88	60
Regulars	265	245	226	236	227	208	199	210	193	177	168
One-time	24	27	14	34	35	38	54	36	14	12	
	782	2,160	422	3,832	1,547	1,431	2,029	1,661	1,656	3,017	