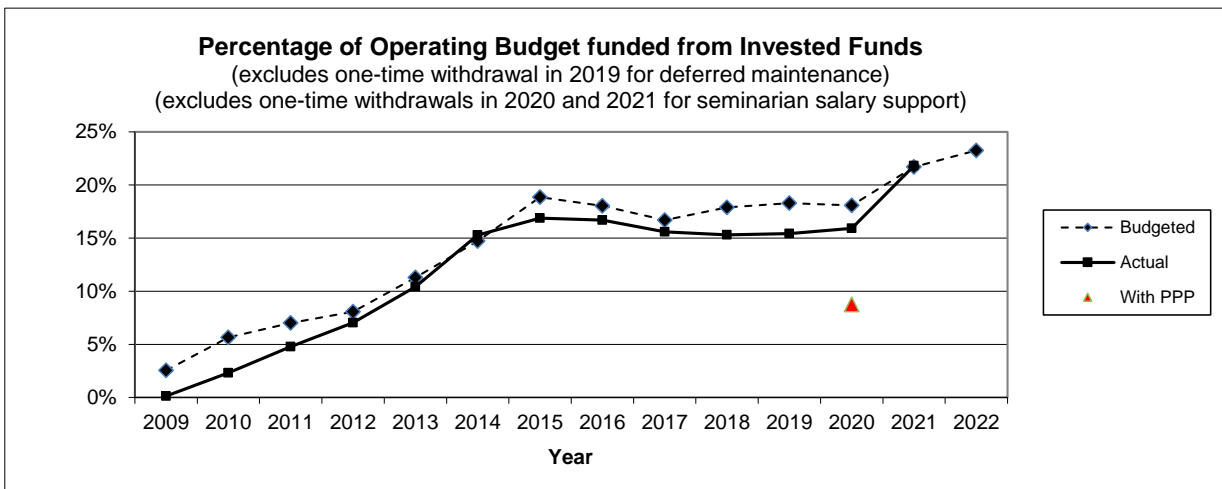
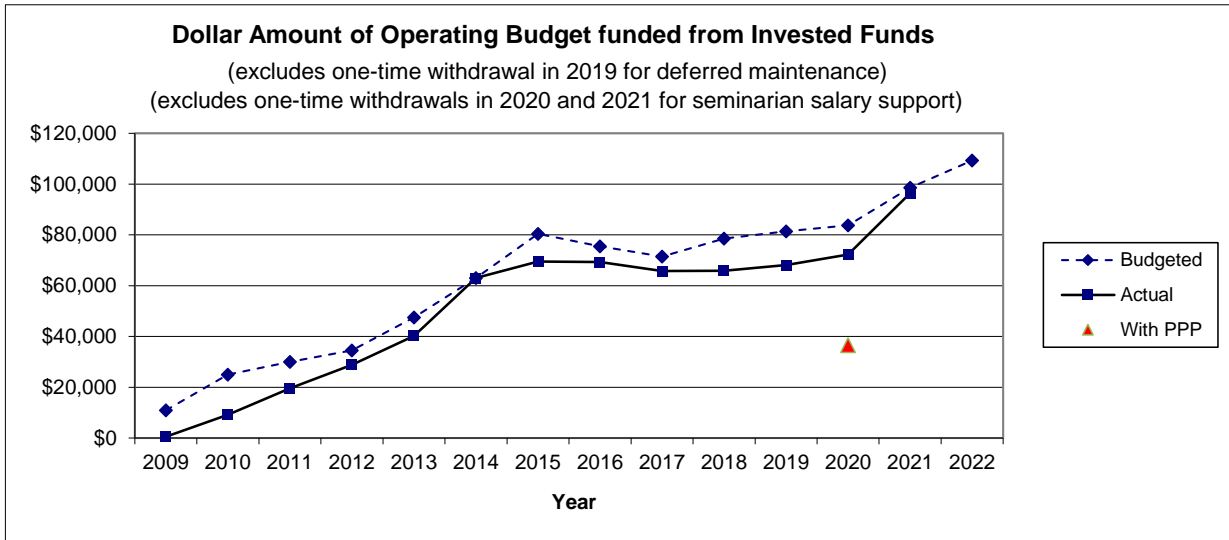


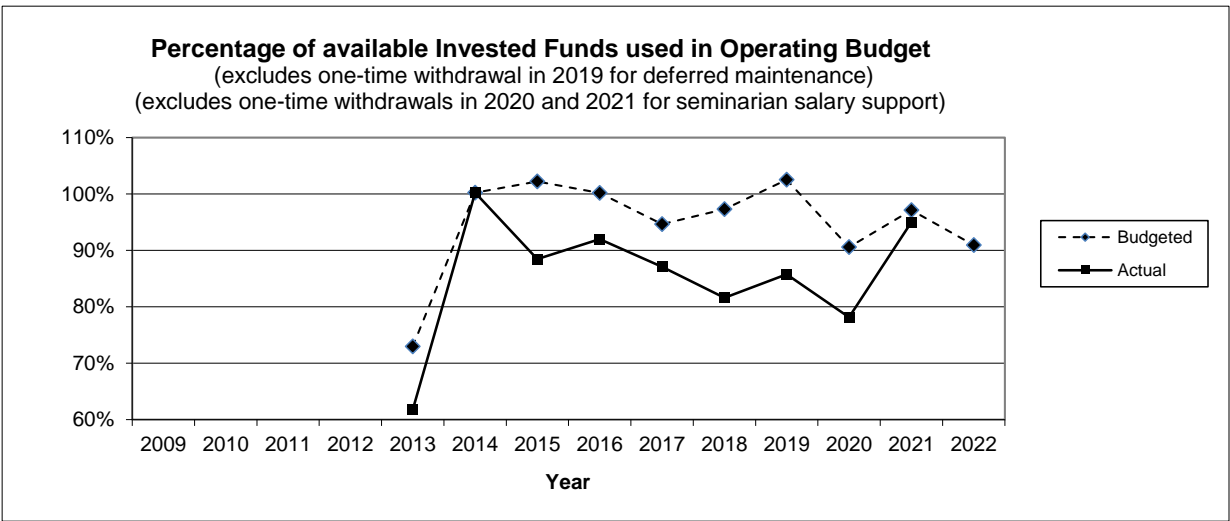
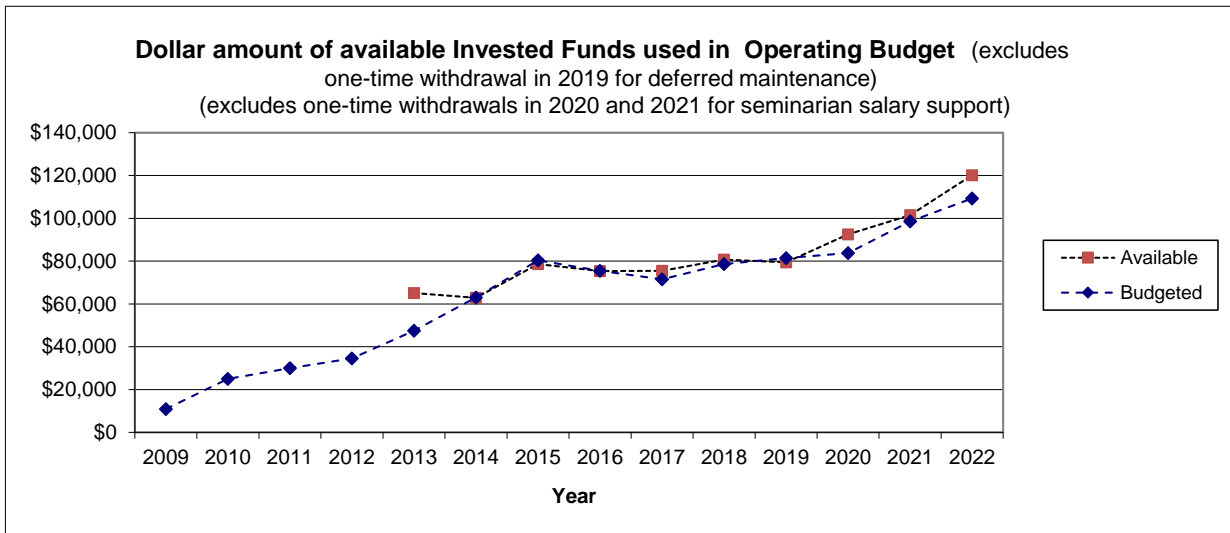
Freedom Plains United Presbyterian Church

Use of Invested Funds to Support Operating Budget



Freedom Plains United Presbyterian Church

Use of Invested Funds to Support Operating Budget



January 1, 2009: Freedom Plains and First Presbyterian begin operating as a single financial entity

January 1, 2010: Freedom Plains United Presbyterian Church formed

LB 1/26/22

Freedom Plains United Presbyterian Church

Use of Invested Funds to Support Operating Budget

Year	2009	2010	2011	2012	2013	2014	2015	2016	2017	2018	2019	2020	2021	2022
Available					\$65,095	\$62,857	\$78,647	\$75,355	\$75,536	\$80,778	\$79,400	\$92,500	\$101,500	\$120,200
Budgeted	\$10,900	\$25,000	\$30,000	\$34,500	\$47,500	\$63,000	\$80,400	\$75,500	\$71,500	\$78,600	\$81,400	\$83,800	\$98,600	\$109,300
Actual	\$513	\$9,162	\$19,546	\$28,834	\$40,200	\$63,000	\$69,552	\$69,324	\$65,796	\$65,905	\$68,088	\$72,266	\$96,410	
												\$36,608		
Total Budg	\$428,800	\$443,200	\$427,400	\$428,300	\$420,900	\$427,800	\$426,300	\$418,900	\$428,100	\$439,300	\$445,250	\$463,750	\$454,550	\$470,030
% from Inv	2.54%	5.64%	7.02%	8.06%	11.29%	14.73%	18.86%	18.02%	16.70%	17.89%	18.28%	18.07%	21.69%	23.25%
% of avail.					72.97%	100.23%	102.23%	100.19%	94.66%	97.30%	102.52%	90.59%	97.14%	90.93%
Total Actual	\$411,574	\$398,664	\$409,463	\$409,695	\$386,221	\$412,394	\$412,325	\$415,610	\$422,289	\$430,744	\$441,556	\$454,284	\$441,996	
% from Inv	0.12%	2.30%	4.77%	7.04%	10.41%	15.28%	16.87%	16.68%	15.58%	15.30%	15.42%	15.91%	21.81%	
% of avail.					61.76%	100.23%	88.44%	92.00%	87.11%	81.59%	85.75%	78.13%	94.99%	
												\$418,626		
												8.74%		
												39.58%		
												\$418,626		
Bud. - Act.	\$17,226	\$44,536	\$17,937	\$18,605	\$34,679	\$15,406	\$13,975	\$3,290	\$5,811	\$8,556	\$3,694	\$9,466	\$12,554	

LB 1/26/22